

EGGSHELL WOOD & METAL



TECHNICAL INFORMATION

Colour	Standard colour range.
Finish	Matt to Eggshell
Volume Solid	46 % ± 2.
Dry Film Thickness	30 µm.
Drying Time	4 - 6 hours.
Recoating Time	8 - 10 hours.
Thinner / Cleaner	De-aromatised white spirit.
Flash Point	34 °C 93 °F
VOC Content	High (25-50)%
Packing Size	1 & 2.5 litres.

SURFACE PREPARATION

All loose material including loose plaster, cement splashes, old paint, dust, etc. must be thoroughly removed. New plaster/ concrete must be fully cured.

APPLICATION

Roller, brush or airless spray.

CONDITIONS DURING APPLICATION

The temperature of the substrate should not be less than 5°C. Good ventilation is necessary when the paint is used in confined spaces.

SAFETY, HEALTH AND ENVIRONMENT

- Read label before use.
- Flammable liquid and vapors.
- Keep out of children's reach.
- Contains Ketoxime which may cause an allergic reaction.
- Safety data sheet is available on request.
- Repeated exposure may cause skin dryness and cracking.
- If medical advice is needed have product container or label at hand.
- Avoid contact with eyes and skin.
- In case of contact with skin, immediately wash with soap water.
- In case of contact with eyes, promptly remove contact lenses and flush with water for atleast 15 minutes. Get attention immediately.
- Dispose of content and container in accordance with all local, national and international regulations.

EGGSHELL WOOD & METAL



PRODUCT DESCRIPTION

High quality solvent based matt finish with extreme durability and scrub resistance. Eggshell paints offer a smooth finish and are highly rust resistant.

PRODUCT FEATURES

- One coat finish.
- Tough and durable.
- For interior and exterior use.
- Rust resistant.
- No undercoat required.
- 100% washable.
- For use on wood and metal.
- Optimum use on door and windows.

COVERAGE

Following factors will affect the coverage.

- Quality of prepared surface.
- Nature of surface (absorbent / non-absorbent)
- Film thickness applied
- Uniformity of application
- Method of application (roller, spray or brush)
- Weather conditions at site.
- Applicators skill.

1 Litre = 15 m²

2.5 Litre = 40 m²

MOVE & STORE

Keep container upright and secure at all times, in a safe and dry place especially during transit. Reseal container, do not store below 5°C or above 40°C.

Product Guide



This guide will help you to choose the perfect product for all paint jobs throughout your home.



NEVIS PAINTS

Experience the Extraordinary



Eggshell

WOOD & METAL
ONE COAT FINISH

HELP AND ADVICE

For any queries or concerns, please feel free to contact us or visit our website

www.allied-paint.com
info@allied-paint.com

(+44) 1614787745

A Joint Venture of



Address: Unit 9 Wagstaff street
Stalybridge SK15 1SY
www.allied-paint.com
info@allied-paint.com

(+44) 1614787745

EGGSHELL
WOOD & METAL



-  ONE COAT FINISH
-  TOUGH & DURABLE
-  WIPEABLE FINISH
-  NO UNDERCOAT REQUIRED

Exterior wood and metal work are features of the house that should not be neglected as they contribute to the overall feel of any space. Eggshell paints offer a smooth, low sheen finish, extreme durability and scrub resistance.

EGGSHELL
WOOD & METAL



Brilliant White 600



Ash White 0502



Kitten White 0532



Dessert Tan 593




Off White 501




Cockleshell 556




Antique White 0567



Vintage 517



White Ice 541



Reflection 543

EGGSHELL
WOOD & METAL



Lavender White 0503



Rose White 549



Snow Mountain 505



Magnolia 575



Pewter Grey 597



Cameo 565



Steel Grey 597



Country Rose 553



Coal Black 511



Black Clay 581

EGGSHELL
WOOD & METAL



Abbey Cream 566



Cherry 560



Polish Brown 563



Carnival Pink 570



Tangerine 538




Chilli Red 550



Mellow Yellow 574



Coffee Brown 590



Apricot 568



Brunette 580

EGGSHELL
WOOD & METAL




Dunted Foundant 592



Mauve 545



Pavestone 594



Coastal Sage 507



Sea Blue 0577



Jade 0551



First Dawn 0548

For a modern yet understated matt finish on wood and metal surfaces, drawing inspiration from the forest, opt for shades that elevate your living spaces. Choose a palette that spans from gentle forest greens to deep timber browns, capturing the essence of the Sun's journey across the sky. Embrace the serene beauty of nature's palette by blending cool verdant tones, earthy greens, and warm oak-inspired browns. This creates a subtly balanced and matte finish that brings the calming outdoors into your home.

TO ACHIEVE A

Perfect finish

